



Results of Mirim - Tomada de Tempo

Date	Jun 21, 2009 11:20:00 AM	
Track	Kartódromo Schincariol (1.24 miles)	
Event	4ª Etapa - Campeonato Nova Scin	
Group	Mirim	ChipTiming Brazil
Best Lap Tm	1:05.056	Show per class
In Lap	5	Show lapchart
Best Speed	68.618	
by	RAIKKONEN SAKZENIAN	

Classification

Pos	No.	Name	Best time	In lap	Best speed	Diff	Gap	Laps
1	3	RAIKKONEN SAKZENIAN	1:05.056	5	68.618			5
2	151	Nichollas Peixoto Andrade	1:05.236	3	68.428	0.180	0.180	5
3	88	IGOR MELO	1:05.541	4	68.110	0.485	0.305	4
4	77	GABRIEL DONSE	1:05.904	2	67.735	0.848	0.363	4
5	111	JOÃO VITOR	1:09.355	4	64.365	4.299	3.451	4
6	2	JOSE MATEHEUS	1:09.860	3	63.899	4.804	0.505	4


Results of Cadete - Tomada de tempo

Date	Jun 21, 2009 11:35:00 AM	
Track	Kartódromo Schincariol (1.24 miles)	
Event	4ª Etapa - Campeonato Nova Scin	
Group	Cadete	
ChipTiming Brazil		
Best Lap Tm	1:02.423	Show per class
In Lap	3	Show lapchart
Best Speed	71.512	
by	Carlos Cunha Filho	

Classification

Pos	No.	Name	Best time	In lap	Best speed	Diff	Gap	Laps
1	54	Carlos Cunha Filho	1:02.423	3	71.512			4
2	64	YURIK FARIA	1:02.427	3	71.508	0.004	0.004	4
3	46	Mauro Auricchio	1:02.452	4	71.479	0.029	0.025	4
4	10	MATHEUS OLIVERIO	1:02.502	4	71.422	0.079	0.050	4
5	26	FELIPE BASTOS	1:02.530	3	71.390	0.107	0.018	4
6	5	FELIPE	1:02.606	3	71.303	0.183	0.076	4
7	11	MICHAEL DOUGLAS	1:03.037	4	70.816	0.614	0.431	4
8	268	GUSTAVO	1:03.095	3	70.750	0.672	0.058	4
9	78	ROLAND THEIL	1:03.171	3	70.665	0.748	0.076	3
10	12	MATHEUS JACQUES	1:02.512	4	71.410	0.089	0.010	4
11	28	LUCAS ANNUZA	1:03.254	3	70.573	0.831	0.083	3
12	85	HENRIQUE CHEQUER	1:03.358	4	70.457	0.935	0.104	4
13	27	BALDIN	1:04.084	4	69.659	1.661	0.726	4


Results of PARILLA AGUA STOCK - Tomada de Tempo

Date	Jun 21, 2009 12:05:00 PM	
Track	Kartódromo Schincariol (1.24 miles)	
Event	4ª Etapa - Campeonato Nova Scin	
Group	PARILLA AGUA STOCK	ChipTiming Brazil
Best Lap Tm	51.993	Show per class
In Lap	5	Show lapchart
Best Speed	85.858	
by	Diego Cruanes	


Classification

Pos	No.	Name	Best time	In lap	Best speed	Diff	Gap	Laps
1	43	Diego Cruanes	51.993	5	85.858			5
2	1	Eduardo Pascoal	52.271	4	85.401	0.278	0.278	5
3	301	RIVAROLLI	52.736	4	84.648	0.743	0.465	5
4	09	ALEXANDRE JULHIO FILHO	53.035	5	84.171	1.042	0.299	5
5	12	Gabriel	53.162	5	83.970	1.169	0.127	5
6	27	Fernando Penna	53.189	4	83.927	1.196	0.027	5
7	007	Nicolas Piotto	53.599	2	83.285	1.606	0.410	4
8	2	Pedro Torres Neto	53.826	5	82.934	1.833	0.227	5
9	10	Victor Gomes Fernandez	54.093	4	82.525	2.100	0.267	5
10	17	Gilson Dias	54.897	3	81.316	2.904	0.804	4
Not classified								
DQ	110	DANILO SIQUEIRA	53.321	3	83.719		0.000	4


Results of F250 - Tomada de Tempo

Date	Jun 21, 2009 11:50:00 AM	
Track	Kartódromo Schincariol (1.24 miles)	
Event	4ª Etapa - Campeonato Nova Scin	
Group	F250	
		ChipTiming Brazil
Best Lap Tm	53.571	Show per class
In Lap	2	Show lapchart
Best Speed	83.329	
by	João Francisco	

Classification

Pos	No.	Name	Best time	In lap	Best speed	Diff	Gap	Laps
1	15	João Francisco	53.571	2	83.329			5
2	55	Carlos Kain	53.882	3	82.848	0.311	0.311	3
3	1	PAULO SERGIO 	54.457	3	81.973	0.886	0.575	3
4	44	Paulo Andrei Gun	55.061	4	81.074	1.490	0.604	4
5	8	Jorge Martins	--:--:--	0	-		0.000	0
Not classified								
DQ	33	Aldano Pedro	--:--:--	0	-		0.000	0


Results of 13 HP Força Livre - Tomada de Tempo

Date	Jun 21, 2009 12:15:00 PM	 ChipTiming Brazil
Track	Kartódromo Schincariol (1.24 miles)	
Event	4ª Etapa - Campeonato Nova Scin	
Group	13 HP Força Livre	
Best Lap Tm	53.446	Show per class
In Lap	3	Show lapchart
Best Speed	83.524	
by	GIOVANI DURAZZO	

Classification

Pos	No.	Name	Best time	In lap	Best speed	Diff	Gap	Laps
1	99	GIOVANI DURAZZO	53.446	3	83.524			6
2	999	MARCELO DURAZZO	53.459	4	83.503	0.013	0.013	6
3	17	DANIEL DEL RIO	55.906	6	79.848	2.460	2.447	6

Results of RD 135 todas - Tomada de Tempo

Date	Jun 21, 2009 12:20:00 PM	
Track	Kartódromo Schincariol (1.24 miles)	
Event	4ª Etapa - Campeonato Nova Scin	
Group	RD 135 todas	
ChipTiming Brazil		
Best Lap Tm	52.339	Show per class
In Lap	3	Show lapchart
Best Speed	85.290	
by	CAE	

Classification

Pos	No.	Name	Best time	In lap	Best speed	Diff	Gap	Laps
1	13	CAE	52.339	3	85.290			6
2	88	FRED	53.004	5	84.220	0.665	0.665	5
3	10	Thiago Ferraz Barbosa	53.060	3	84.131	0.721	0.056	6
4	5	Gabriel Salomão da Costa	53.943	3	82.754	1.604	0.883	5
5	15	PAULO EDUARDO ROSA	56.207	2	79.421	3.868	2.264	5